

# 1300 Watt Electric Vehicle Li-Ion Charger Data Sheet



## Description:

The EVC 1300 Watt is a constant output current and constant voltage 2-stage charger for use in charging Electric Vehicles and Lithium Ion battery systems contained within them.

## Features:

- Universal AC Input / Full Range
- 90 – 264 VAC Input
- High Reliability
- Communications via CAN bus
- Efficiency up to 94%
- Over Voltage Protection
- Short Circuit Protection
- Over Temperature Protection
- Waterproof IP65 Enclosure



Model Number	Output Current	Current Range	Voltage Range
EVC-116-1300	11A	11 – 12A	70V – 116V

## Specifications:

<b>Input Parameters</b>				
	Min	Typ	Max	Units
Input Voltage Range* *Designed to optimum performance at 110 and 220 nominal lines	90	110	264	VAC
Input Frequency		47 – 63		Hz
Power Factor 110 VAC Input, Full Load 220 VAC Input, Full Load	0.99 0.96			
Input Current 110VAC, Full Load			14	A
Inrush Current 220 VAC/60Hz, Full Load, Cold Start			15	A
Efficiency 115VAC Full Load 220VAC Full Load		92 94		%

<b>Output Parameters</b>				
	Min	Typ	Max	Units
Output Power	770	1173	1392	W
Noise & Ripple – Iout 25°C – 20MHz bandwidth			10	% Iout
Turn-on Delay Time – Full Load			3	Sec
Overshoot and Undershoot Response (Power On/Off)			10	%

## Specifications:

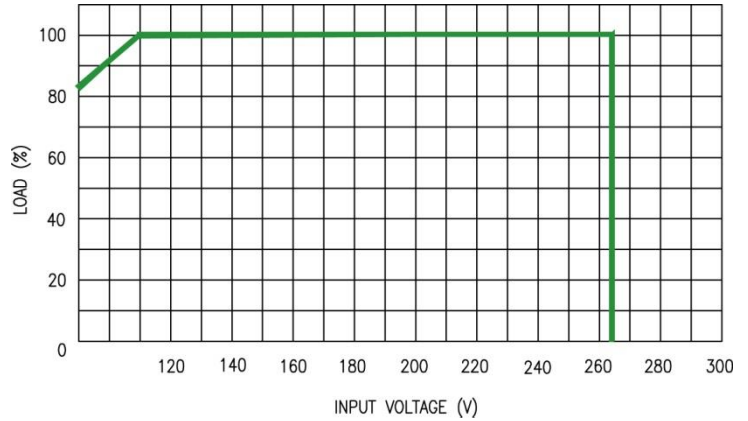
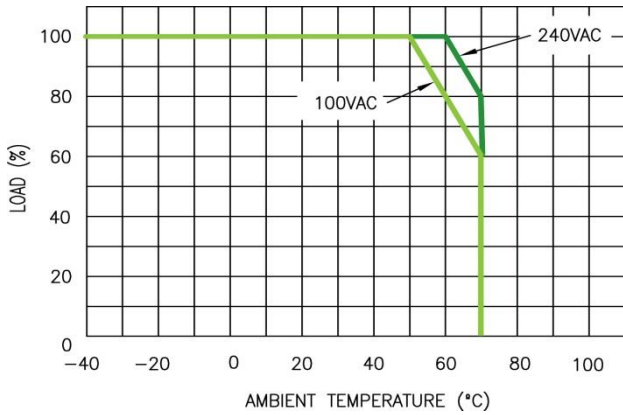
General Specifications			
Short Circuit Protection	Hiccup Mode Self Recovery when fault is removed		
Over Voltage Protection	Enters Auto recovery mode when output voltage is between 127.8 and 162.7V. The unit will return to normal operation when powered back on.		
Over Temperature Protection	The unit will go into thermal protection as the maximum temperature outside the case exceeds 85±5 °C. The unit will enter hiccup mode and will self-recover when the temperature becomes normal.		
MTBF: (MIL-HDBK-217F 25°C)	≥ 200,000 Hours		
Temperature - Operating	MIN	-23	°C
	MAX	50	
Temperature - Storage	MIN	-40	°C
	MAX	+85	
Relative Humidity	10% - 100%		
Weatherproof	IP65 for Enclosure IP25 for Charger Connector		
Case Size	14.76" x 9.76" x 1.77" 375mm x 248mm x 44mm		
Unit Weight	7.6 kg		
Agency Approval	Designed to meet UL/CSA and TUV		

Electromagnetic Compatibility EMI/EMC	
EMI, RFI	Comply with EN55002 Class A, shall have a minimum if 6dB margin.
<b>Immunity:</b>	
EN61000-3-2	Harmonic Current Emission
EN61000-3-3	Voltage Fluctuations and Flicker
EN61000-4-2	ESD 8kV Air Discharge, 4kV Contact Discharge
EN61000-4-3	Radio-Frequency Electromagnetic Field Susceptibility Test-Rs
EN61000-4-4	Electrical Fast Transient/Burst – EFD
EN61000-4-5	Surge Immunity Test, AC power line: line to line 2kV, line to each 4kV
EN61000-4-6	Conducted Radio Frequency Disturbance
EN61000-4-8	Power Frequency Magnetic Field Test
EN61000-4-11	Voltage Dips

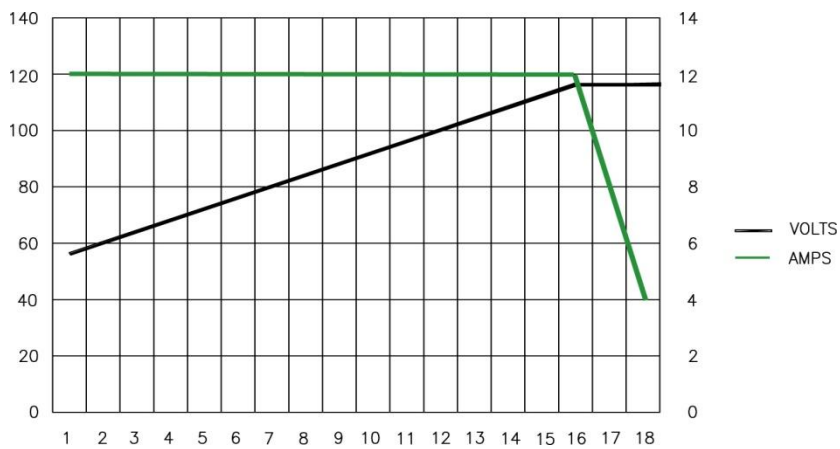
## Notes:

- (1) Specification is subject to change without notice.
- (2) See Green Watt Power website for RoHS statement.  
[www.greenwattpower.com/pdf/rohs.pdf](http://www.greenwattpower.com/pdf/rohs.pdf)

### Derating Curves:

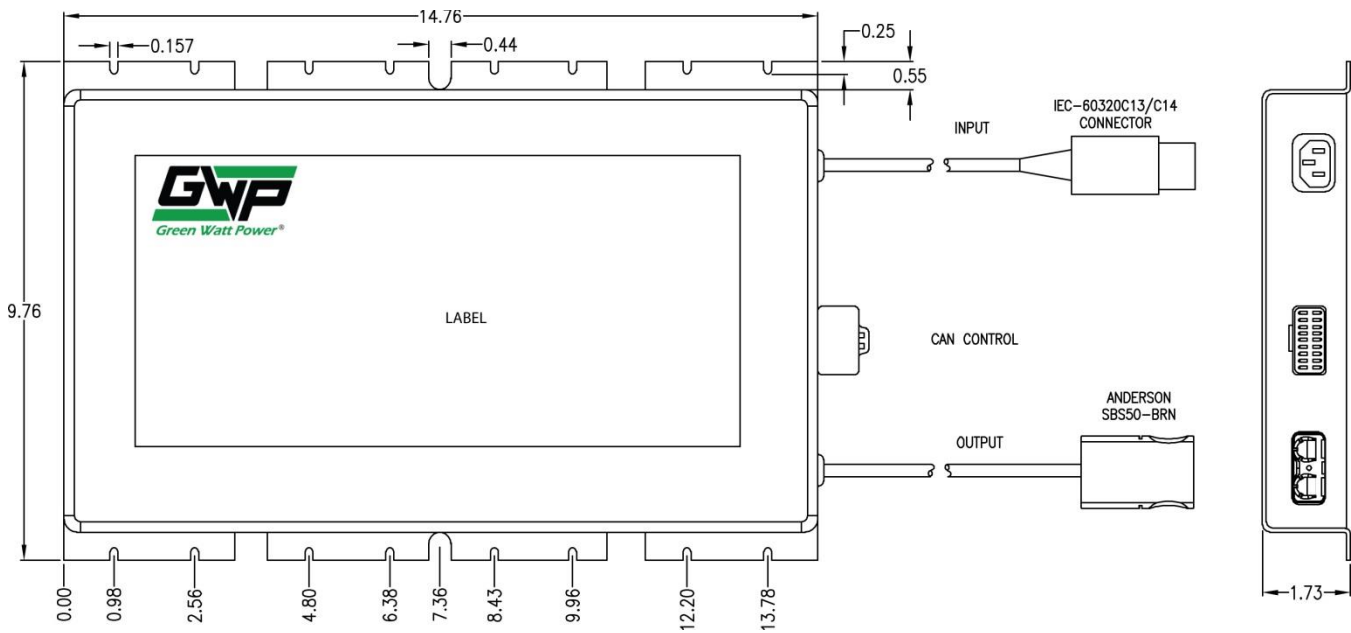


### Charging Curve:



AMPS	VOLTS
12	56
12	60
12	64
12	68
12	72
12	76
12	80
12	84
12	88
12	92
12	96
12	100
12	104
12	108
12	112
8	116.2
4	116.2

### Case Specifications:



All dimensions are inches

#### CAN Signal Connector:

Will be JAE MX23A18NF1 present on a PCB connector and shall be mounted to the charger body Pinout, by pin number. Undefined pins are no connection or factory use.

Pin	Function
4	can_gnd
5	can_5V
6	canl
7	canh
10	ob_charger_attached_n [charger_attached]
11	ob_charger_attached-n [charger_attached]
12	charger_en_0 [charger_en_n]
13	ob_charger_ref_0 [charger_gnd_ref]