

80 Watt Series

CONSTANT CURRENT LED DRIVER



www.greenwattpower.com

925-687-4411 / 800-542-3355

email: sales@greenwattpower.com



Description

The GLC 80 Watt series provides a constant current power supply for use in LED applications. Provides a maximum of 80 watts continuous output with air convection.

- Universal AC Input / Full Range
- 100-277 VAC Input for North America
- CSA/UL Approved
- CE Approved
- High Reliability
- Efficiency up to 90%
- Over Voltage Protection
- Short Circuit Protection
- Over Current Protection
- Over Temperature Protection
- Waterproof IP67
- RoHS Compliant
- 5 Year Warranty



Model Selection

Model Number	Output Current	Current Range	Voltage Range
GLC-01400-80	1.4 A	1.33 - 1.47 A	35 - 54 V
GLC-01750-80	1.75 A	1.66 - 1.84 A	32 - 48 V
GLC-02000-80	2.0 A	1.90 - 2.10 A	28 - 40 V
GLC-02100-80	2.1 A	2.00 - 2.21 A	24 - 36 V
GLC-02800-80	2.8 A	2.66 - 2.94 A	20 - 30 V
GLC-03200-80	3.2 A	3.04 - 3.36 A	15 - 24 V
GLC-03750-80	3.75 A	3.56 - 3.94 A	14 - 21 V

80 Watt Series CONSTANT CURRENT LED DRIVER



Specifications

Input Parameters			
Input Voltage Range*	MIN	100	VAC
*Designed to optimum performance at 110 and 220 nominal lines	TYP	230	
	MAX	277	
Input Frequency	TYP	47 - 63	Hz
Power Factor			
110 VAC Input, Full Load		0.95	
220 VAC Input, Full Load		0.90	
Input Current			
110 VAC, Full Load	MAX	0.9	A
220 VAC, Full Load		0.5	
Inrush Current			
220 VAC/60Hz, Full Load Cold Start	MAX	50	A

Output Parameters			
Noise & Ripple	MAX	5	%
Total Harmonic Distortion (THD)	MAX	<20	%
Setup Time			
220VAC Input - Full Load	MAX	2	s
Rise Time (See Note 4)	MAX	200	ms
Overshoot and Undershoot Response (Power On/Off)	MAX	±10	%

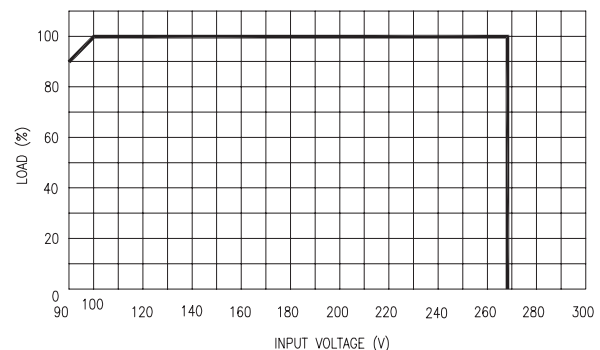
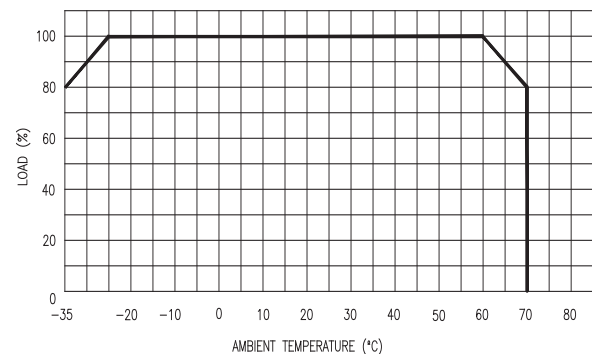
General Specifications			
Short Circuit Protection	Recovers automatically after fault condition is removed		
Withstand Voltage			
Test Method: I/P - O/P	3750 VAC or 5303 VDC 1 MIN. ≤ 10 mA		
Test Method: I/P - FG	1875 VAC or 2651 VDC 1 MIN. ≤ 10 mA		
Test Method: O/P - FG	500 VAC or 707 VDC 1 MIN. ≤ 10 mA		
Withstand Impedance	500 VDC 10MΩ/min (at room temperature)		
Test Method: I/P - O/P			
Grounded Impedance	25A/3 SEC		
MTBF: (MIL-HDBK-217F 25°C)	≥ 200,000	Hours	
Temperature - Operating	MIN	-35	°C
	TYP	25	
	MAX	70	
Temperature - Storage	MIN	-40	°C
	TYP	25	
	MAX	85	

Case Size	6.61" x 3.15" x 1.65" 163mm x 31.75mm x 44mm
Unit Weight	0.4Kg
Agency Approval Depending on Model	CSA File No. 256302 UL8750, 1st ed. UL1310, 5th ed. Class 2 CSA C22.2 No. 223-M91 CAN/CSA-C22.2 No. 60950-1-07 ANSI/UL 60950-1, 2nd ed. CE Marked

Notes:

- (1) Specifications are subject to change without notice.
- (2) Output Voltage will auto-adjust within the voltage range to provide the constant current as specified.
- (3) DC Output Ripple & Noise Test Conditions: Oscilloscope should be limited at 20 MHz bandwidth. At output terminals with parallel 0.1 μF ceramic and 22 μF electrolytic capacitors.
- (4) Rise Time - is change from 10% to 90% of rated load. The output voltages shall rise from 10% to 90% of their output voltage.
- (5) See Green Watt Power website for RoHS statement. www.greenwattpower.com/pdf/rohs.pdf

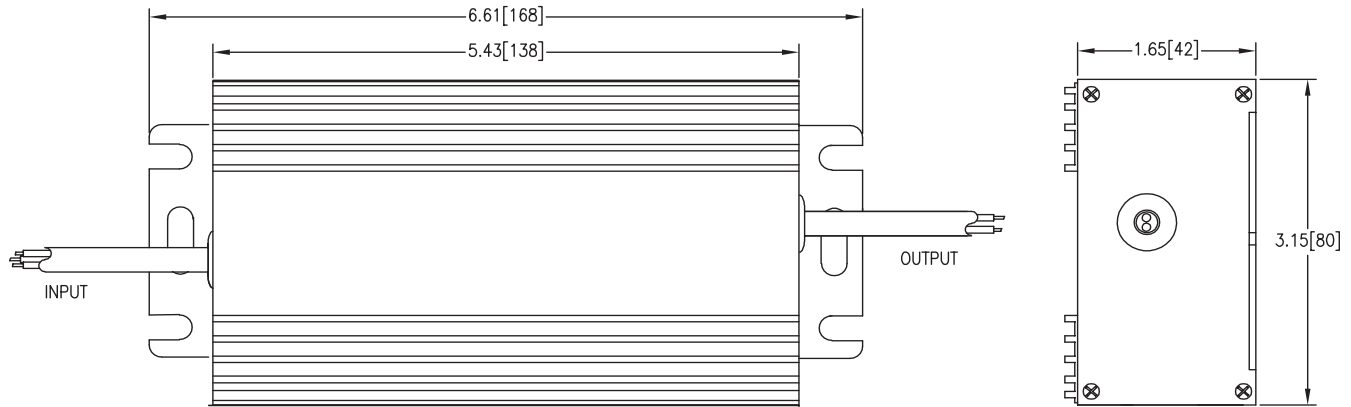
Derating Curves



80 Watt Series CONSTANT CURRENT LED DRIVER



Case Specifications



All dimensions are inches (mm)

AC INPUT	DC OUTPUT
AC LINE - BLACK	+V OUT - WHITE
AC NEUTRAL - WHITE	- V OUT - BLACK
GND - GREEN	

Wire color may vary. See label for actual designation.